



## See nothing, hear everything

The CCM 80 is a true high performance ceiling-mount speaker. The tweeter has a 1in metal dome tweeter and a treble contour switch to cut or boost the high frequencies. The frame incorporates “Swing Out Dogs” for effortless installation. The tweeter housing pivots for adjustable off-axis treble response.

## Technical Specification

<b>Technical features</b>	<b>Three-position treble contour switch</b> <b>Adjustable tilt tweeter</b> <b>Swing-out dog fixings</b>
<b>Description</b>	2-way in-ceiling speaker system
<b>Drive units</b>	1x ø25mm (1 in) aluminium dome tweeter 1x ø200mm (8 in) woven Kevlar® cone mid/bass
<b>Frequency range</b>	-6dB at 35Hz and 30kHz
<b>Frequency response</b>	40Hz-20kHz ±3dB on reference axis
<b>Sensitivity</b>	90dB spl (2.83V, 1m)
<b>Nominal impedance</b>	8Ω (minimum 3.0Ω)
<b>Crossover frequency</b>	3.5kHz
<b>Recommended amplifier power</b>	20W - 150W continuous into 8Ω on unclipped programme
<b>Frame size</b>	Diameter: 280mm (11 in)
<b>Cut-out size</b>	Diameter: 254mm (10 in)
<b>Min depth req</b>	100mm (4.0 in) from ceiling surface
<b>Net weight</b>	2.2kg (4.8lb)
<b>Finish</b>	Semi-matt white suitable for customising or pre-painting (paint mask included)
<b>Accessories</b>	Pre-mount kit for new construction (PMK c80) Back Box (BB C8)



# CCM 80

## Architectural and Engineering Specifications

The loudspeaker system shall be of the mono-amped 2-way type comprising of a single flush mountable circular enclosure containing one 8in bass-mid driver with woven glass fibre cone and one adjustable tilt, 1in aluminium dome tweeter.

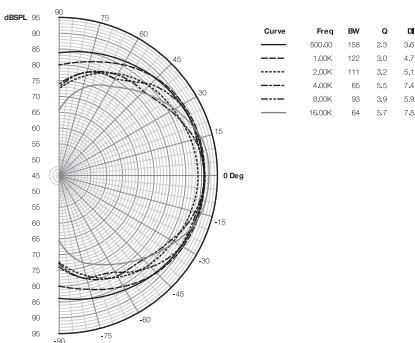
Performance specifications of a typical production unit shall meet or exceed the following:

Frequency response shall be 40 – 20kHz  $\pm$  3dB. Nominal impedance shall be 8 Ohm. Total power handling shall be 150W continuous into 8 Ohm on unclipped programme. Sensitivity measured with 2.83V at 1-metre distance on axis, mean averaged between 40 – 20kHz shall be 90dB.

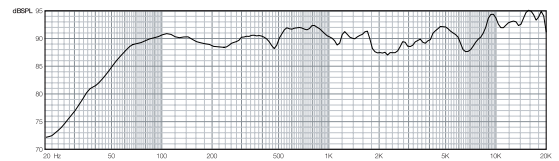
External dimensions shall be 280mm (11in) diameter x 104mm (4.1in) depth. Total weight shall be 2.2kg (4.8lb).

The loudspeaker system shall be the B&W CCM 80. No other system shall be acceptable unless the above combined performance are equalled or exceeded.

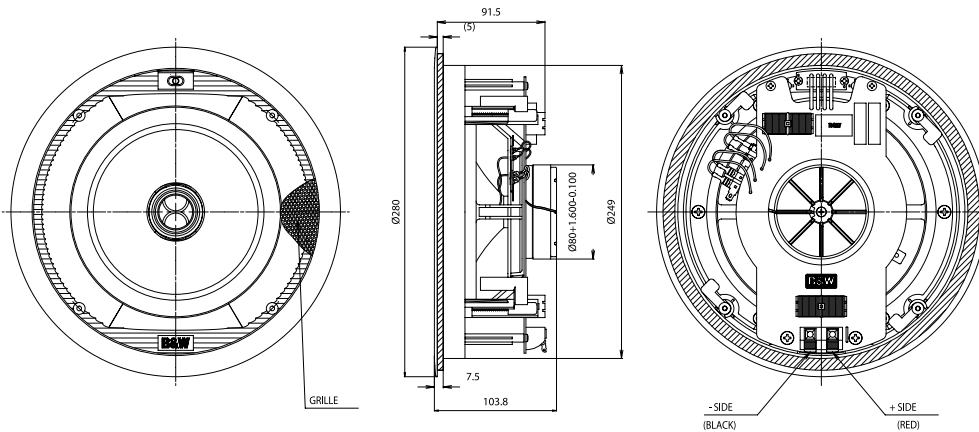
### Polar Response



### Frequency Response



### Dimensions



## Bowers & Wilkins

[www.bowers-wilkins.com](http://www.bowers-wilkins.com)

Copyright © B&W Group Ltd. E & OE.  
B&W Group Ltd reserves the right to amend details of the specifications without notice in line with technical developments.