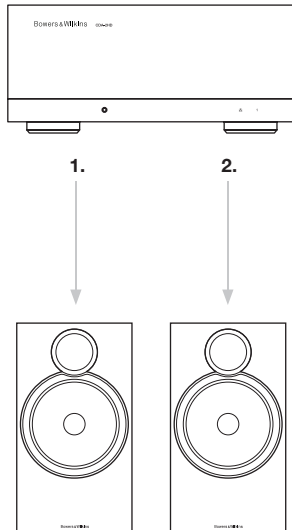


Each CDA DSP amplifier is loaded with Bowers & Wilkins speaker presets. In the Product Configuration Page, you can choose a different mode, which will determine the type of Bowers & Wilkins product available for selection.

MODE OF USE

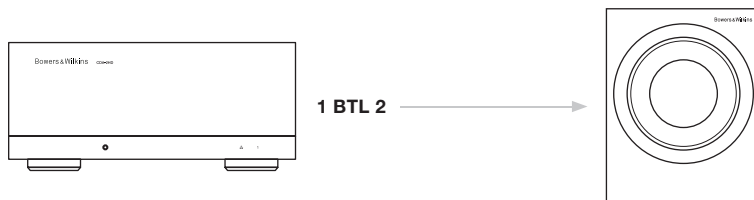
SPEAKERS
SUBWOOFER
CT-8

Speaker Mode — Two channels driving two speakers in stereo or mono.



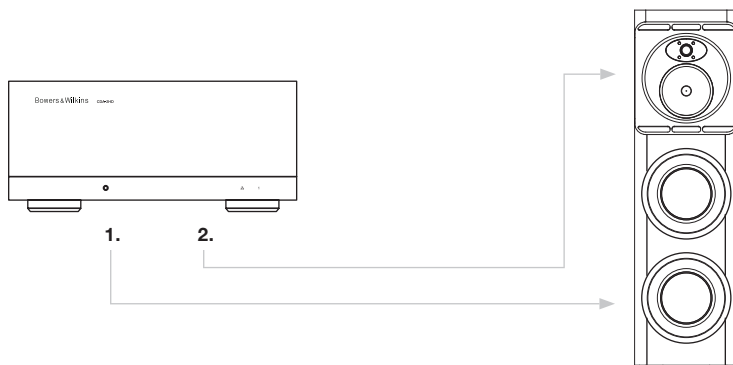
CI600	CI700	CI800	CT700	Subwoofer
CCM632	CCM7.3 S2	CCM8.5D	CT7.3 LCRS	ISW-3
CCM662	CCM7.5 S2	CWM8.3D	CT7.4 LCRS	ISW-4
CCM663	CWM7.2 S2	CWM8.5D	CT7.5 LCRS	ISW-6
CCM663 RD	CWM7.3 S2			
CCM663 SR	CWM7.5 S2			
CCM664				
CCM664 SR				
CCM665				
CCM682				
CCM683				
CCM684				
CWM652				
CWM663				
CWM664				

Subwoofer / Bridge Tied Load Mode — When more power is required, two channels can be bridged into one.



Subwoofer
ISW-8
CT SW10
CT SW12
CT SW15

CT800 Mode — Mode of use with CT800 presets available to power a combination of CT800 speakers.



CT800
CT8 LR
CT8.2 LCR
CT8.4 LCRS
CT8 CC
CT8 SW